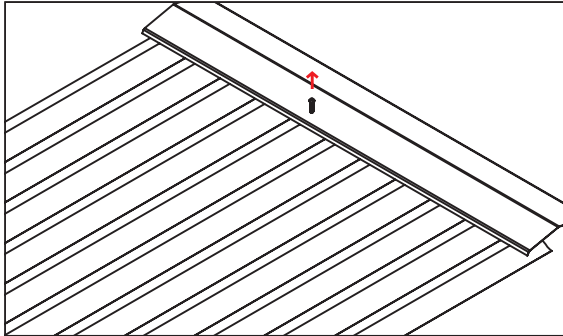


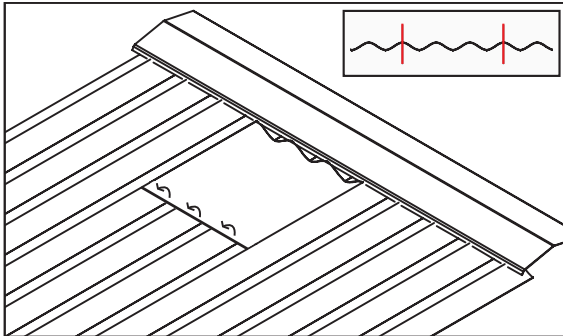
# SV200

## INSTALLATION INSTRUCTIONS CORRUGATED ROOF



### Step 1

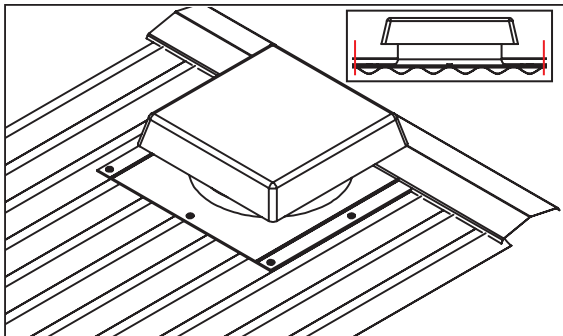
Remove screw from Ridge Cap.



### Step 2

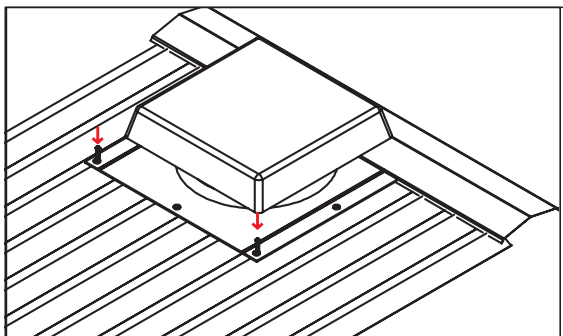
Centre cut out between 5 Ribs. Cut 300mm x 300mm hole so edges of hole align with the highest point of ridges.

Bend back low points of Ribs back to prevent water blowing past.



### Step 3

Tuck Unit Flange under Ridge Cap so the side screw holes are aligned with highest point of ridges.



### Step 4

Return Ridge Cap screw into original position by drilling through Unit Flange to fix.

Fix lower point of Unit by drilling screws through Flange holes onto highest point of ridges.